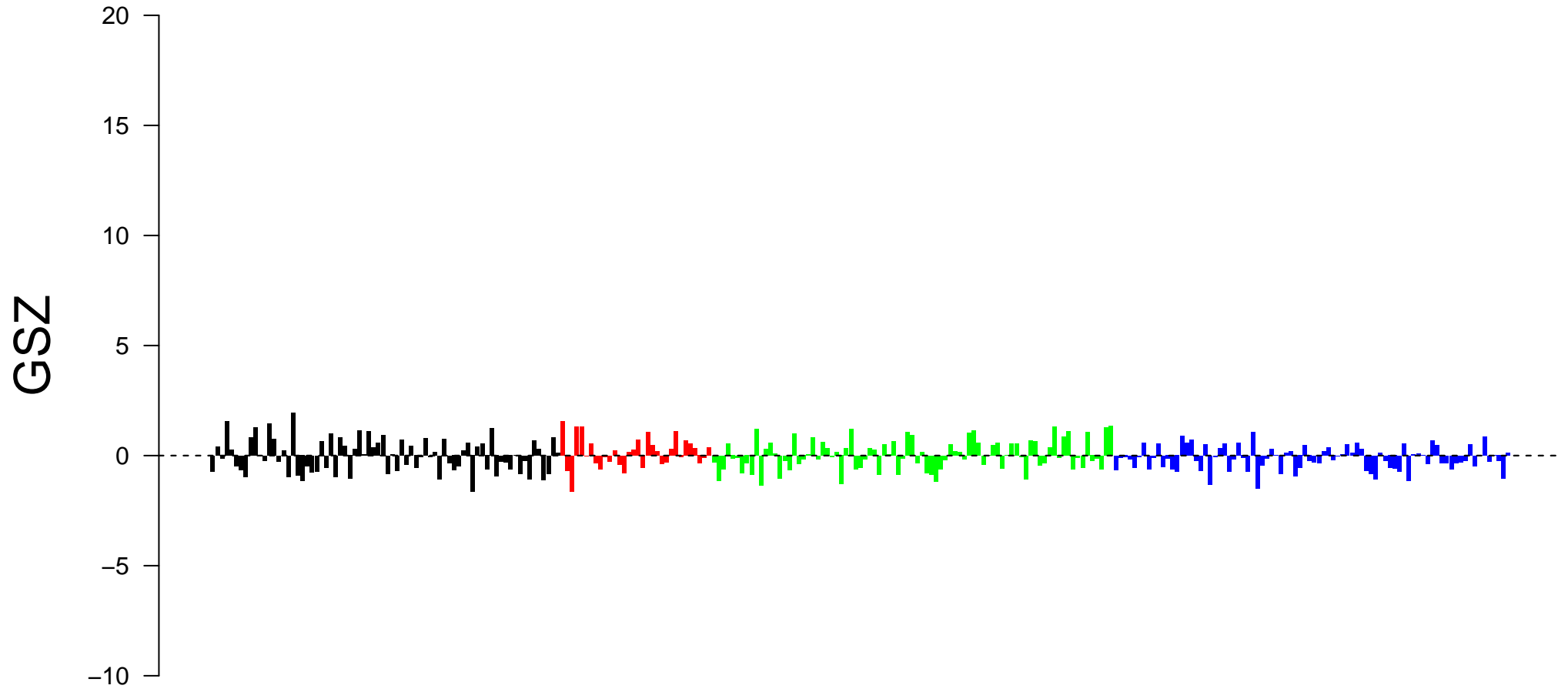
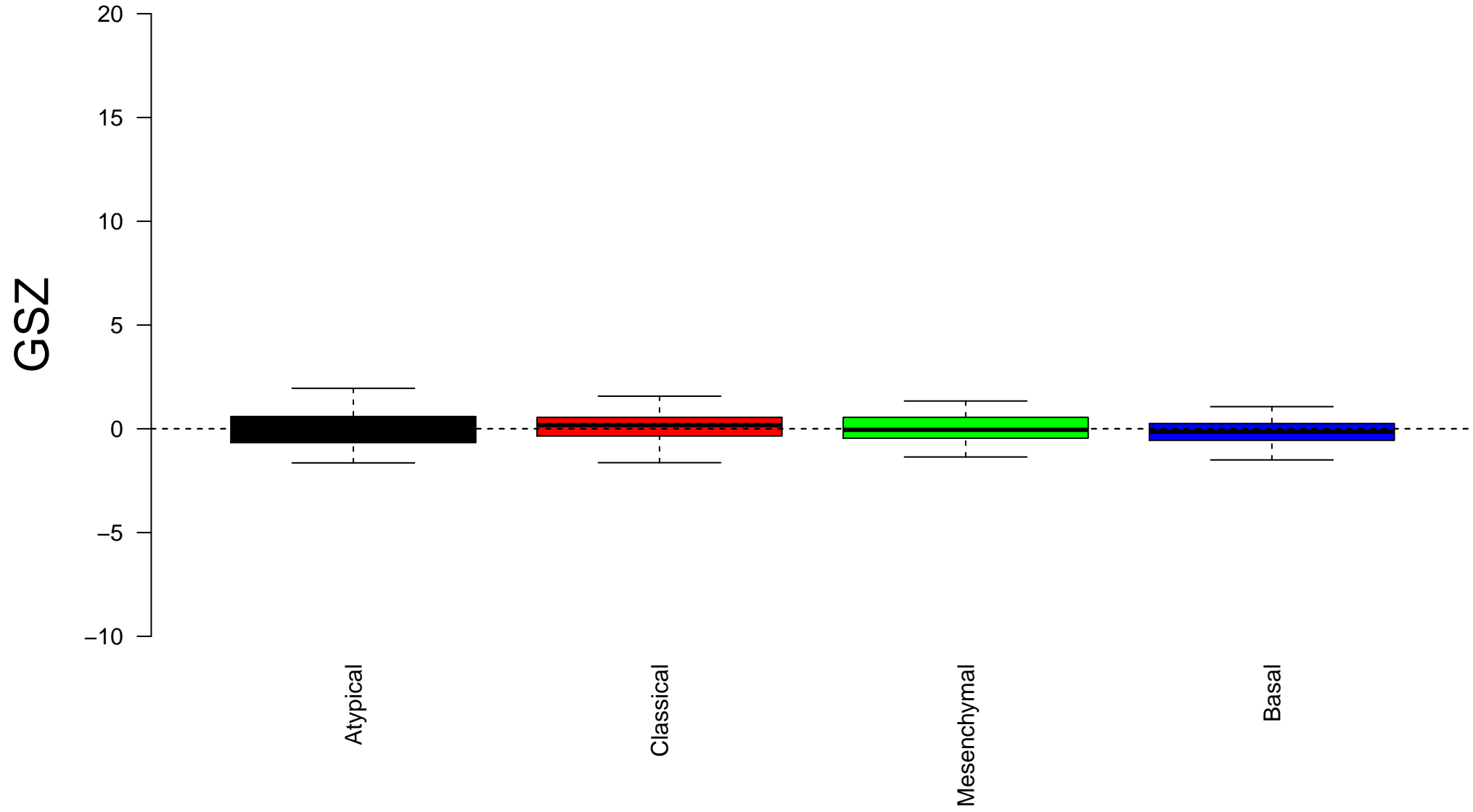



HOFMANN_MYELODYSPLASTIC_SYNDROM_HIGH_RISK_UP




HOFMANN_MYELODYSPLASTIC_SYNDROM_HIGH_RISK_UP




Enrichment in spots: HOFMANN_MYELODYSPLASTIC_SYNDROM_HIGH_RISK_UP




Expression of HOFMANN_MYELODYSPLASTIC_SYNDROM_HIGH_RISK_UP in Spot A




Expression of HOFMANN_MYELODYSPLASTIC_SYNDROM_HIGH_RISK_UP in Spot B




Expression of HOFMANN_MYELODYSPLASTIC_SYNDROM_HIGH_RISK_UP in Spot C



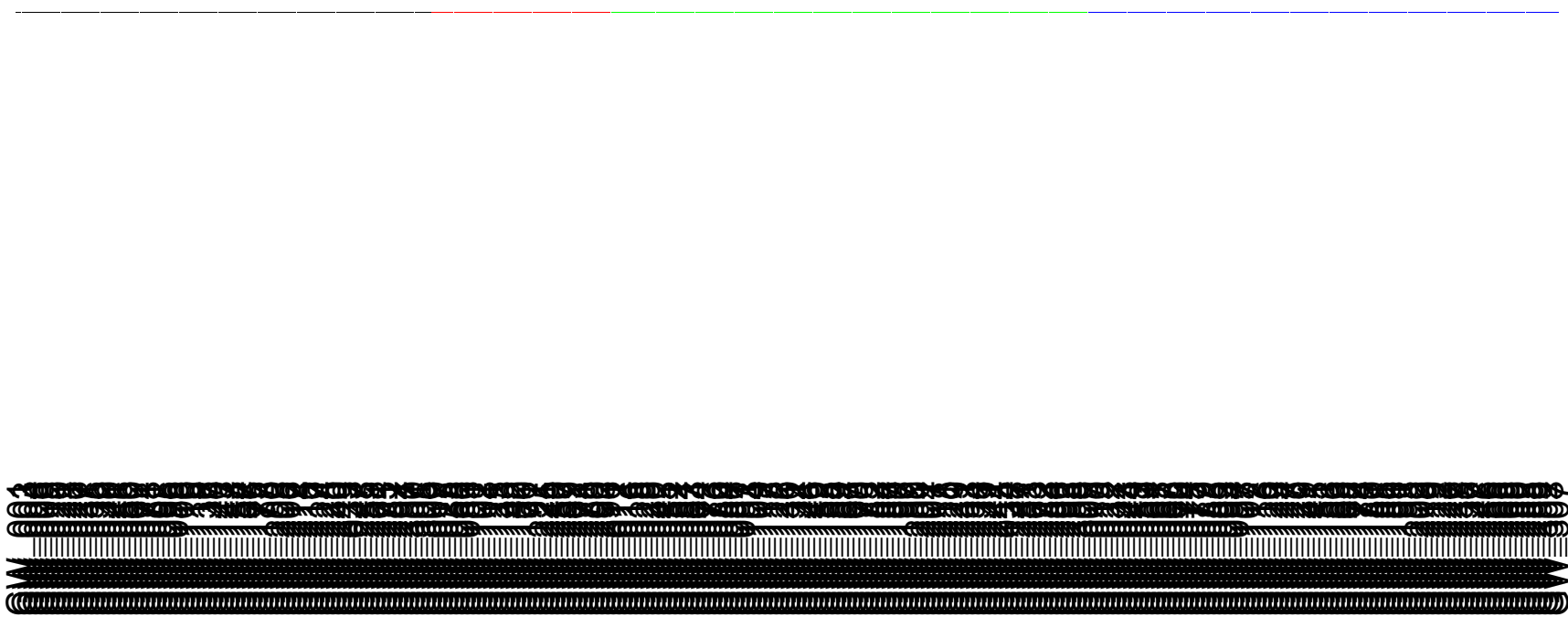
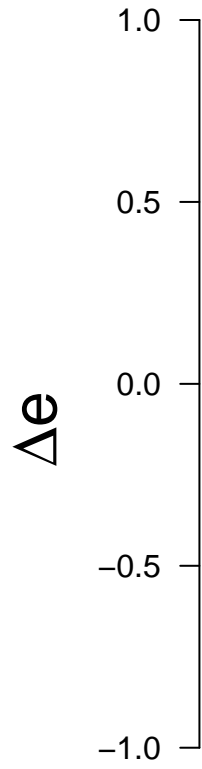
Expression of HOFMANN_MYELODYSPLASTIC_SYNDROM_HIGH_RISK_UP in Spot D



Expression of HOFMANN_MYELODYSPLASTIC_SYNDROM_HIGH_RISK_UP in Spot E



Expression of HOFMANN_MYELODYSPLASTIC_SYNDROM_HIGH_RISK_UP in Spot F



Expression of HOFMANN_MYELODYSPLASTIC_SYNDROM_HIGH_RISK_UP in Spot G

Δe


1.0

0.5

0.0

-0.5

-1.0



Expression of HOFMANN_MYELODYSPLASTIC_SYNDROM_HIGH_RISK_UP in Spot H

Δe


1.0

0.5


0.0

-0.5


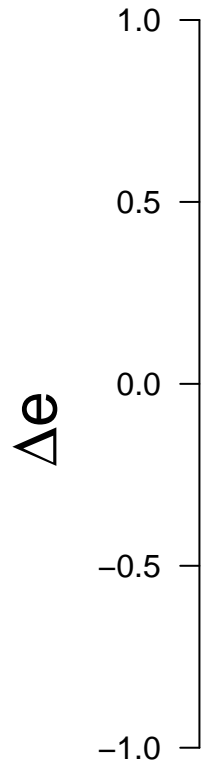
-1.0




Expression of HOFMANN_MYELODYSPLASTIC_SYNDROM_HIGH_RISK_UP in Spot I




Expression of HOFMANN_MYELODYSPLASTIC_SYNDROM_HIGH_RISK_UP in Spot J




Expression of HOFMANN_MYELODYSPLASTIC_SYNDROM_HIGH_RISK_UP in Spot K




Expression of HOFMANN_MYELODYSPLASTIC_SYNDROM_HIGH_RISK_UP in Spot L



Expression of HOFMANN_MYELODYSPLASTIC_SYNDROM_HIGH_RISK_UP in Spot M



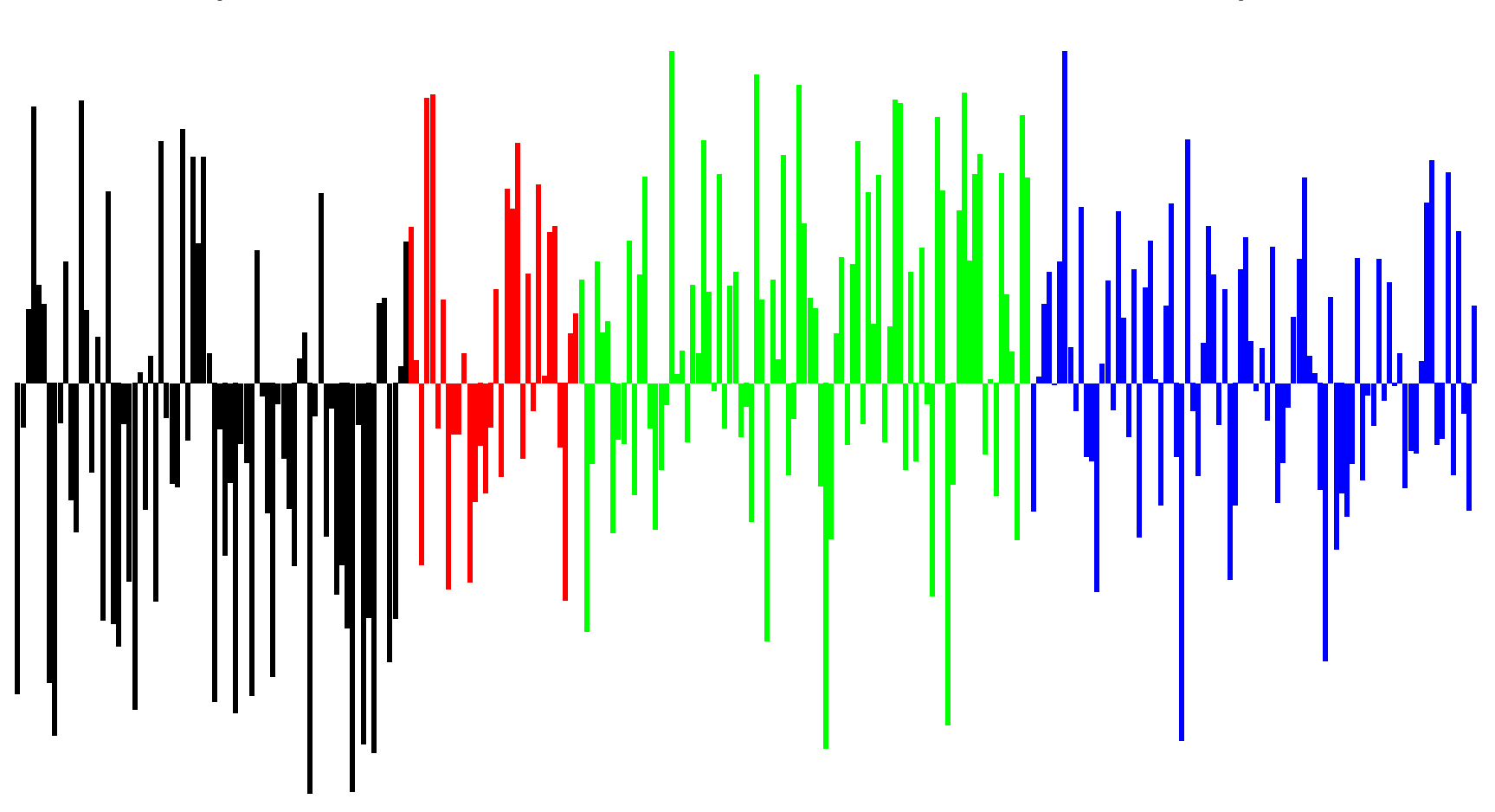

Expression of HOFMANN_MYELODYSPLASTIC_SYNDROM_HIGH_RISK_UP in Spot N




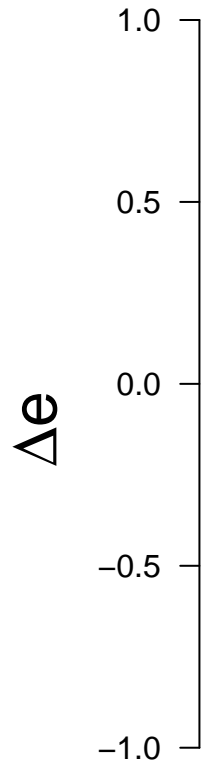
Expression of HOFMANN_MYELODYSPLASTIC_SYNDROM_HIGH_RISK_UP in Spot O

Δe


1.0
0.5
0.0
-0.5
-1.0



Expression of HOFMANN_MYELODYSPLASTIC_SYNDROM_HIGH_RISK_UP in Spot P



Expression of HOFMANN_MYELODYSPLASTIC_SYNDROM_HIGH_RISK_UP in Spot Q



Expression of HOFMANN_MYELODYSPLASTIC_SYNDROM_HIGH_RISK_UP in Spot R

